

Merchandising Solutions

2 DAY PART DRIVE THRU patents pending worldwide



The Rollerboard™ is a manually operated two-sided Merchandising System.

2 Sided Indoor & Outdoor Merchandising Systems

BENEFITS

The Coates Rollerboard™ 2 Sided Indoor & Outdoor Merchandising System has been developed with fast food equipment principles in mind and from our experience supplying the single and double rotating Drive Thru Menuboards since 1994. Our new two day part Rollerboard™ 2 Sided Indoor & Outdoor Merchandising System includes the following benefits:

- Ease of operation
- Very low maintenance with easy fluorescent tube access
- Easy and fast translite change
- Effective and safe translite retention
- Simple magnetic latch locking system for each of the two faces
- Includes a new curve face design appearance
- Robust powder coated stainless steel doors with internal galvanized frame
- All internal fasteners and screws are stainless steel

SPECIFICATIONS

The Coates Signco Rollerboard™ Drive Thru is available in following size: 1960mm high x 990mm dia. (approx) width 520mm high base with 1440mm high (approx) menuboard.

Rollerboard™ Drive Thru has UV protected polycarbonate display faces, top of the range, virtually unbreakable, 10 year guarantee against weathering (excessive yellowing).

Simple magnetic latch for locking rotatable menuboard in two set positions. Each display face comes complete with security key lockable doors.

The Rollerboard™ units are electrically wired for 220v - 240v, 50Hz as standard.

TRANSLITE SIZES

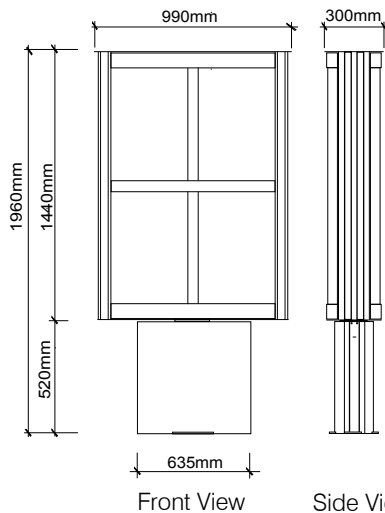
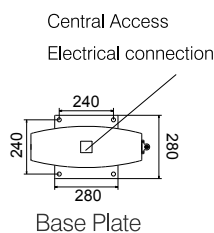
For best results we recommend satin finish translites to be used.

The Coates Signco Rollerboard™ accommodates translite sizes:

Single: 400 x 650mm allow + 1mm - 3mm tolerance.

Double: 800 x 650mm allow + 1mm - 3mm tolerance.

Preferred translite thickness is 0.3mm (0.0118")




2 Side



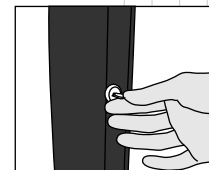
Optional Rotating



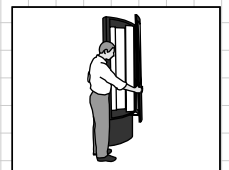
Locate magnetic latch at base of rotating section of the unit.



Gently turn menuboard until required display face is fully illuminated.



Insert display panel key (provided with unit) into locks and turn clockwise to unlock.



Open display panel door and locate translite held inside display face.



Gently insert translite into top and bottom retention channels on the side closest to you.



Repeat steps for remaining translite(s).



Coates Signco Pty Ltd
242 Young St Waterloo
NSW 2017 Australia
T +61 2 9699 3122
F +61 2 9698 2379
www.coatessignco.com
sales@coatessignco.com.au

For Custom Design Merchandising Systems, please call (02) 9699 3122
Visit our showroom to see our extensive range of Merchandising Systems.